

MOVE FORWARD

2025 ZERO-TURN MOWER PRODUCT GUIDE



YAKTA

ELEVATE YOUR EXPERIENCE.

ELEVATE YOUR EXPECTATIONS.

**YAKTA IS DRIVEN BY AN UNWAVERING
COMMITMENT TO QUALITY, INTEGRITY,
& PUTTING OUR CUSTOMERS FIRST.**

Yakta isn't just a brand; it's a testament to the relentless pursuit of perfect customer experience. Emerging from a deep-rooted heritage of engineering and a passion for the outdoors, Yakta was forged with a singular vision: to redefine the outdoor power equipment by supporting the dealers who sell and service their products to the operators who use them day in and day out.

EXCITED TO INTRODUCE OUR 2025 LINEUP

At Yakta, your feedback drives us forward, ensuring that we never settle. We're excited to reveal the next generation of zero-turn mowers— blending cutting-edge technology with unmatched performance and service to solve the real-world challenges you face. Our commitment to continuous improvement means we're always refining, always innovating, and always standing behind what we build. We will never stop developing and perfecting new ideas for what you want to see.

**GET READY FOR PERFORMANCE
THAT ELEVATES EXPECTATIONS
& SETS A NEW STANDARD IN
OUTDOOR POWER EQUIPMENT.**

YAKTA



TABLE OF CONTENTS

What does "Yakta" Stand For?	06	YXR 720	46
Commitment & Innovation that Elevates Expectations	07	YXR 610	50
Yakta's History: Over Three Decades of Customer-Focused Solutions	08	YXR 320	54
Industry-Leading, No-Worries Warranty	10	YXR 120	58
Unbeatable Customer Support	12	Accessories: The Right Addons for Your Cut	62
Passionate Yakta Dealers	14	Bagger	62
How To Choose the Best Zero-Turn Mower for Your Lawn	15	Mulch Kit	63
The 2025 Yakta Mower Lineup	18	Service & Maintenance That Won't Slow You Down	64
Cutting-Edge Features. Paying Attention to Every Detail.	20	Strong Partnerships, Reliable Parts	66
Features You Can Count On, Built into Every Yakta Mower	20	Engine & Transaxle Specification	68
Unique Advantages that Set Yakta's Mowers Apart	26	Mower Specifications: Features & Performance	72
YXR 920	42	Important Information	74



YAKTA

YAKKA + TA

HARD WORKING + THANK YOU



COMMITMENT & INNOVATION THAT ELEVATE EXPECTATIONS

Improving the industry and customer experiences powers everything we do. We engineer our mowers to not just meet but exceed expectations, delivering uncompromising quality backed by an industry-leading warranty that we stand behind. With Yakta, you're never left wondering; our dedication to unmatched service and support ensures that you can focus on what truly matters—your legacy.

WE NEVER COMPROMISE ON WHAT MATTERS MOST TO YOU

Our mowers combine unrivaled durability and performance with efficiency that gets the job done right for you—the hard-working individuals who rely on this equipment every day. We build trust by actively listening to feedback, consistently delivering on our promises, and putting our full support behind our network of passionate dealers.

WE REFUSE TO SETTLE FOR “GOOD ENOUGH”

Constantly pushing the boundaries, we embrace new technology, refine our designs, and seek out the most innovative solutions possible. We know that the best mower hasn't been invented yet, and we're determined to work hard every day to get closer to finding it.

AT YAKTA, EXCEEDING EXPECTATIONS ISN'T JUST A GOAL—IT'S OUR STANDARD.

1988

INNOVATION BUILT FOR THOSE WHO WORK HARD.

Started on the Firth family farm in Tamworth, Australia, Yakta's legacy began with Arrowquip – making, selling, and servicing game-changing agricultural **equipment designed to keep work efficient.**



2003

REVOLUTIONIZING NORTH AMERICAN EQUIPEMENT.


The Firths brought their **Aussie innovation and a new way of doing business** to North America, setting a new standard for the industry.



2017

ELEVATING EXCELLENCE WITH STATE-OF-THE-ART MANUFACTURING.

Staying focused on designing and building new products, Arrowquip moved into a **cutting-edge manufacturing facility** and office space.



2023

YAKTA'S BOLD ARRIVAL LEAVES ITS MARK AT EQUIP EXPO.

Debating our first lineup at Equip Expo last year **silenced many skeptics.** Yakta introduced a versatile mower prototype and our first lineup of heavy-duty mowers **designed from feedback we received from dealers and operators.**



A BOLD NEW DIRECTION POWERED BY LEGACY

For over three decades, we've crafted industry-leading solutions that minimize downtime and maximize your productivity.



NOW

BUILDING ON THE MOMENTUM.

We're **pushing boundaries and setting new standards** in outdoor power equipment.



2024

REFINING THE INDUSTRY. ELEVATING EXPERIENCES.

Yakta returned to Equip Expo with **refined designs** for our updated lineup of mowers and accessories.

INDUSTRY LEADING

UP TO

5 YEARS

OR

2,000 HOURS

So unlimited, it covers basically everything on your zero-turn mower. The only exceptions are:

BATTERY | BLADES | TIRES

*To get full warranty coverage for your mower, including Hydro-Gear, Vanguard, and/or Kawasaki parts, you need to provide proof of regular maintenance as outlined by the Yakta operator's manual and manuals from component manufacturers.


NO WORRIES WARRANTY

		YXR 920	YXR 720	YXR 610	YXR 320	YXR 120
5 YEARS / 2,000 HOURS	RESIDENTIAL	•	•	•		
	COMMERICAL	•	•	•		
5 YEARS / 1,000 HOURS	RESIDENTIAL				•	
5 YEARS / 750 HOURS	RESIDENTIAL					•
2 YEARS / UNLIMITED HOURS	COMMERICAL				•	•

COVERING ENGINES & TRANSAXLES FOR

LONGER THAN THE OEMS

ON MOST
MODELS






UNBEATABLE SUPPORT, WHEN YOU NEED IT

YAKTA CLIENT CARE

We've got your back, so you can reach your goals. You can mow with certainty, with more uptime & peace of mind.



**FOCUS ON YOUR LAWN,
NOT ON EQUIPMENT ISSUES.**



NEED A HAND?

If you have any questions or you need expert service, visit your Yakta Dealer or reach out to Yakta's Client Care Team.

**YAKTA'S CLIENT
CARE TEAM OFFERS:**

**QUICK & RESPONSIVE SUPPORT
WHEN YOU NEED IT**

LIVE TROUBLESHOOTING

**WARRANTY PARTS DELIVERED
WITHIN 24 HOURS**



YOUR PARTNER FOR UNMATCHED SERVICE

YAKTA DEALERS

You can trust that Yakta's knowledgeable and passionate dealers are always in your corner, ready to help you quickly get back to the task at hand.



FIND YOUR LOCAL YAKTA DEALER

Experience the Yakta difference with a dealer who is as committed to your success as we are.



PUT YOU AT THE FRONT OF THE LINE

Get peace of mind knowing you'll be at the front of the line to get your mower back fast when it needs servicing or repairs.

YOUR FIRST LINE OF SUPPORT

Our industry-leading warranty isn't just a promise—it's a partnership between Yakta and our dealers to ensure you get more uptime and a quick repair.

YOUR BACKBONE FOR EFFICIENCY

Yakta dealers deliver top-notch products and the unbeatable support that will keep you productive.

HOW TO CHOOSE THE BEST ZERO- TURN MOWER FOR YOUR LAWN

Choosing the right zero-turn mower can save you time and effort. If you're a commercial cutter, that means more money coming into your business. If you're mowing at home, lawn care becomes easier and gives you more time to spend with your loved ones.

Considering lawn size, maneuverability, power, maintenance, comfort, additional features, and warranty to find the best zero-turn mower for you.

LAWN SIZE

LAWN SIZE	IDEAL DECK SIZE
Less than 1 acre	34" - 48"
1 - 3 acres	48" - 54"
3 - 5 acres	54" - 61"
More than 5 acres	61" - 72"

WARRANTY

A lot of manufacturers have limited warranties. Not at Yakta though, ours is simple:

You're covered for up to 5 years or 2,000 hours.

Everything is included except the battery, blades, and tires.

COMFORT & ADDITIONAL FEATURES

These features may not improve performance, but they enhance your overall mowing experience.

- | Suspension seats
- | USB chargers
- | Padded handles
- | Cupholders
- | Adjustable controls
- | Covered storage

DURABILITY Get a mower with parts that will stand the test of time, look for features such as:



A reinforcement plate, bullnose front end, and bumper on the deck that adds protection.

Frames that provide maximum support and resist warping, like the I-beam style.



Soft start clutch to reduce stress on the mower's engine, belt, and components.




Strong spindle housing and sealed spindles for smooth operation without constant greasing or debris issues.

1/2" caster forks so you can take on tough terrain. FOUND ON — **YXR920** **YXR720**.

MAINTENANCE LEVEL Look for easy-to-maintain features so you can enjoy your time more, such as:



Tool-free oil changes.



Easy access to engine, deck, and transaxles.



No grease points.



Tool-free tensioner arm to change belts.

FOUND ON — **YXR920** **YXR720** **YXR610**



TIGHT SPACES

Mowers with a smaller deck can maneuver around tight spaces and obstacles better than ones with big decks.

FUEL CAPACITY

Don't get stuck or waste time having to stop to refuel. For a larger yard and longer days, a greater fuel capacity will keep you mowing efficiently.

POWER

The larger the engine, the more power your lawn mower has and the faster you can generally cut your lawn.

More power also means better performance in tough terrain and thicker grass.

YAKTA 2025 LINEUP

YXR920

Top-tier reliability & strength to outlast your toughest lawn care demands.



61" OR 72"



UP TO 16 MPH



38.5 OR 40 HP



16 GALLON



YXR720

Effortlessly conquer any yard task with great versatility & unbeatable strength.



54" | 61" | 72"



UP TO 13 MPH



30.5 HP



16 GALLON



YXR610

Rugged durability & lasting performance to stay on top of your lawn care game.



48" | 54" | 61"



UP TO 10 MPH



24 HP



8 GALLON



YXR320

Get tough efficiency for your lawn with durable quality & high performance.



48" | 54" | 61"



UP TO 10 MPH



26 OR 27 HP



8 GALLON



YXR120

A simple and strong mower that's built to last and saves you time for what matters.



48" | 54" | 61"



UP TO 9 MPH



24 HP



8 GALLON



SEALED SPINDLES

Save time on maintenance and always have the right amount of high-quality grease so you can spend more time mowing and less time in the garage adding grease.

Keep out dust, dirt, and debris to reduce damage and maintain smooth performance. Less frequent and easier maintenance increases the longevity of the mower.




FEATURES YOU CAN COUNT ON, BUILT INTO EVERY YAKTA MOWER

Every Yakta mower is built with the same core features that ensure durability, comfort, and efficiency. No matter which unit you choose, you can count on these essentials to deliver reliability and performance every time.



WEATHERPROOF ELECTRICAL HARNESS

Work confidently in tough environments knowing your mower's electrical system is fully protected.



OIL DRAIN HOSE

Mess-free, tool-free oil changes without having to jack up or lift your mower.



EASY ACCESS TO PARTS UNDER THE FLOOR PAN

Keep your mower running smoothly without delay. Troubleshoot or make adjustments quickly thanks to convenient access to key components beneath the floor pan like the deck and linkages.



QUICK ACCESS BENEATH THE SEAT

Lift the seat to access essential parts of your mower, allowing for quick fixes and routine checks of the battery and transmission oil, so you can get back to work faster.





STRONG CASTER FORKS & ARMS

Built to take on challenging terrain, for reliable performance season after season.

Focus on the task at hand without worrying about rugged terrain or running over objects.



SOFT START CLUTCH

Engage your belt more smoothly – no more screeching, squealing or jolting from a hard start.

Reduce wear and tear for longer-lasting belt life.


Extend the life of critical components by easing the force on parts.



GREAT TRACTION ON HILLS

DRIVE TIRES & WEIGHT DISTRIBUTION

This machine knows how to hold a hill. Thanks to an aggressive tread that won't tear up your lawn and low center of gravity, you can tackle hills up to 17°.



DECK LOCKOUT SYSTEM

Easily change the deck height: adjust, lift, lock, and lower.



TIE-DOWN POINTS

Securely transport your mower without worrying using the two tie-down points in the front and two in the back, letting you keep your mower safe while on the move between jobs or service calls.





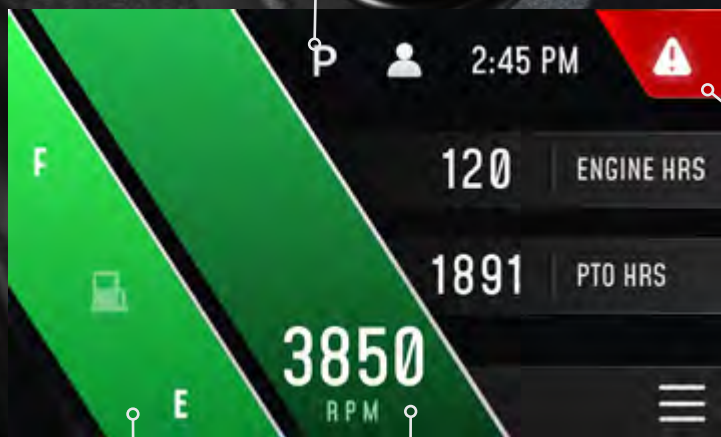
UNIQUE ADVANTAGES THAT SET YAKTA'S MOWERS APART

Each Yakta mower is packed with features designed to make your lawn care easier and more efficient. While these standout features aren't on every model, they're all built with you in mind to enhance your experience every time you mow.

TOUCHSCREEN DIGITAL DISPLAY

No more mystery check engine light: error codes on the weatherproof Digital Display let you know the exact issue and whether you can keep going.

FOUND ON — **YXR920** **YXR720**



PARKING BRAKE
INDICATOR

ERROR CODES

FUEL GAUGE

TACHOMETER (RPMs)

THROUGH THE DISPLAY, **YOU CAN:**

Reset maintenance interval alerts,
set the time, & clear diagnostic codes

View diagnostics, general
settings, & vehicle health

VEHICLE HEALTH INCLUDES:

YAKTA

BATTERY VOLTAGES

ENGINE OIL HOURS

DRIVE SYSTEM OIL HOURS

NO NEED TO DECODE ANYTHING

You get a full error message with
instructions displayed on the screen
if something happens to the engine

ERROR CODE

110

ENGINE HEAD OVER TEMPERATURE

THE MEASURED ENGINE TEMPERATURE IS ABOVE THE SAFE THRESHOLD...

WARNING: CONTINUING TO OPERATE THE MOWER MIGHT RESULT IN
DAMAGED PARTS AND COULD RESULT IN INJURY TO THE OPERATOR OR
OTHERS.

ACKNOWLEDGE

VIEW DETAILS

DETAILED OVERVIEW
OF THE ISSUE

WEATHERPROOF SO IT CAN WITHSTAND THE ELEMENTS YOU PUT IT THROUGH

No need to worry about the display
malfunctioning. The mower is still
fully functional if anything happens
to the Digital Display

YXR920

**GET ULTIMATE COMFORT
WITH UP TO 8" TRAVEL**



GET COMFORTABLE

When you're spending hours on your mower or mowing over rough terrain, comfort is a necessity. Yakta's premium seats are designed to reduce strain, so you can hop off your mower without feeling sore or tired. Because when the job's done, **you deserve to enjoy your time off just as much as the work you put in.**

YXR720



YXR320

*Optional upgrade to YXR720 seat



YXR120

*Optional upgrade to YXR320 seat





BATTERY DISCONNECT KEY

Secure your mower in storage and stay safe carrying out maintenance tasks.

FOUND ON — **YXR920** **YXR720** **YXR610**



TOOL-FREE DECK TENSIONER ARM

Dedication needs the right tools for the right job, but changing the deck belt tool-free is even better.

FOUND ON — **YXR920** **YXR720** **YXR610**

AUTO PARK BRAKE

Stop without taking your hands off the drive arms or any extra steps with Yakta's patent-pending park brake.

FOUND ON — **YXR720** **YXR610**



HITCH VERSATILITY

DUAL HITCH RECEIVER

Enhance your mowing efficiency with front and back hitch receivers, allowing you to easily connect to a range of compatible accessories for maximum versatility.

FOUND ON — **YXR920** **YXR720**

A black and white photograph showing a close-up of the rear of a lawnmower. The word "YAKTA" is prominently displayed in large, bold, sans-serif capital letters on a dark, metallic-looking surface. Below the brand name, there is a dual hitch receiver, which is a metal bracket with two square openings for attaching accessories. The background is blurred, showing various mechanical components of the lawnmower, including what appears to be a blade and some wiring.

YAKTA



SINGLE HITCH RECEIVER

Make yard work easier and expand what your mower can do by connecting and towing a range of accessories.

FOUND ON — **YXR610**



HITCH PLATE

For more efficient lawn care, tow extra equipment where it needs to go.

FOUND ON — **YXR320 YXR120**



USB-A & USB-C CHARGING

Stay connected and keep your electronics powered up.

FOUND ON — **YXR920** **YXR720**

COVERED CUP HOLDER & STORAGE

Keep your drink covered and your stuff free from dirt & debris.

FOUND ON — **YXR920** **YXR720**



OPEN CUP HOLDER & STORAGE

Enjoy mowing while keeping your drink nearby and stuff on hand.

FOUND ON — **YXR610** **YXR320** **YXR120**

CUT WITH CONFIDENCE

YAKTA'S MOWER DECK

All Yakta decks are designed to be durable, make maintenance easier, and give you a phenomenal cut quality on all types of grass. Whether you're navigating rough patches or maintaining pristine a lawn, **Yakta's decks make every pass smooth and precise.** Built to withstand the elements and reduce maintenance hassles, these decks ensure you can focus on getting the job done right, without worrying about wear or breakdowns.

- | 7-gauge steel mower deck with 7-gauge reinforcement plate.
- | 7-gauge baffles provide extra strength so you can effortlessly tackle tough terrain.

LONGER BELT LIFE

Get more power, less wear, and a longer belt life thanks to the optimal placement of the idler pulley. By ensuring maximum contact between the belt and deck pulleys, we've designed a system that maximizes efficiency and reduces slippage.

REINFORCEMENT PLATE ON THE DECK

Withstand harsh conditions with an extra layer of durability protecting the quality of your cut.

SPINDLE ASSEMBLY

Strong steel housing with three sealed bearings so you don't have to slow down your productivity by changing grease.

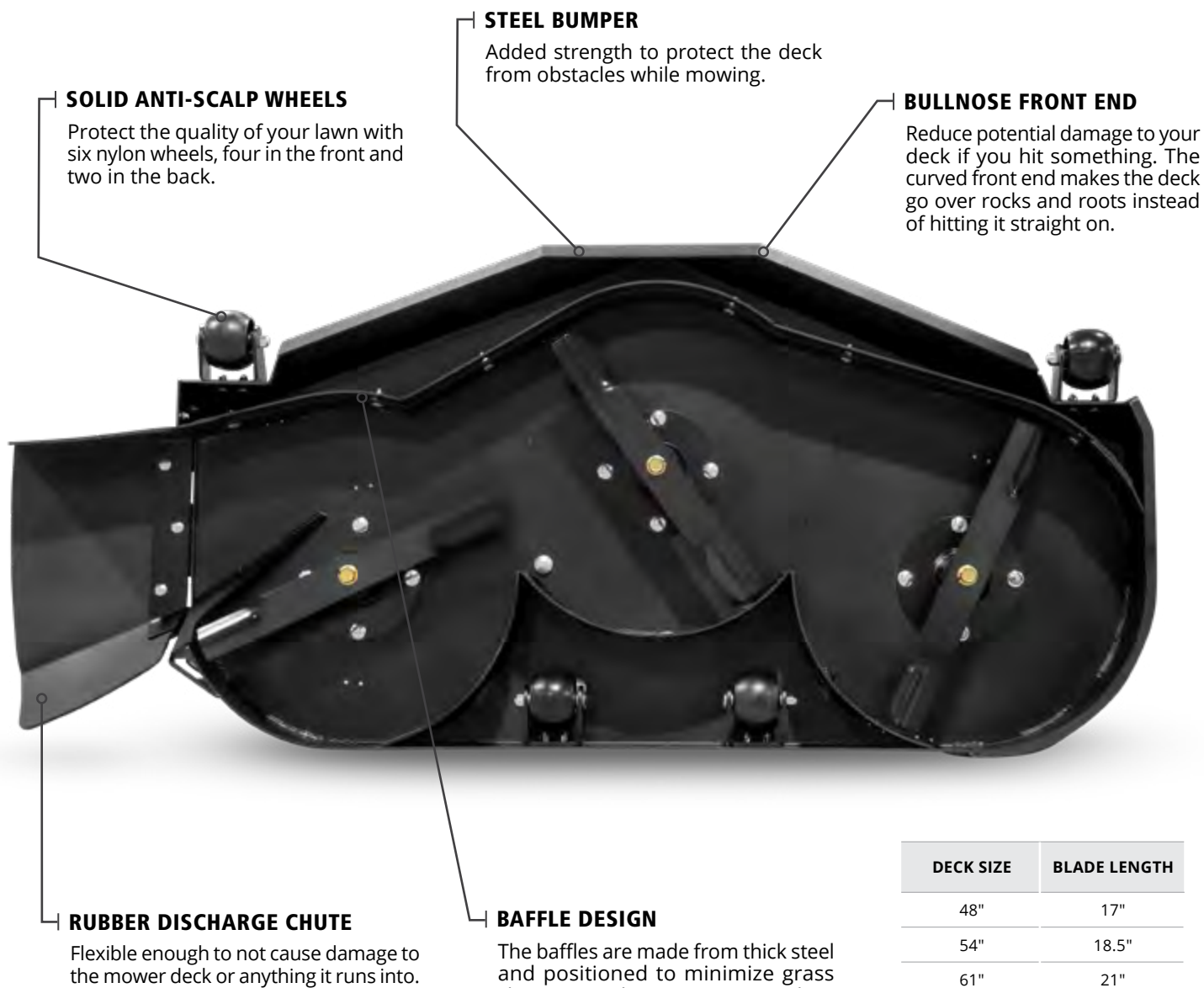
GREATER DURABILITY WITH **YXR920** — **YXR720** — **YXR610**

Yakta's strongest mower decks are ready to tackle any lawn care challenge you put it through.

Step anywhere on the deck to get into the mower, every spot on the mower deck is built strong.

Snap on and off pulley covers make removing them easy.

Adjustable 7-gauge baffles on the front let you change the vacuum to match the conditions you face.



DECK SIZE	BLADE LENGTH
48"	17"
54"	18.5"
61"	21"
72"	25"

18,000 FT/MIN BLADE TIP SPEED

UPGRADE YOUR LAWN CARE TRANSFORM ANY MOWER DECK INTO A MULCHING POWERHOUSE WITH YAKTA'S MULCH KIT.

Increase the airflow under your deck for a clean cut and greater clipping discharge

SEE PAGE 63 FOR MORE DETAILS.



FRAME DESIGNS THAT DELIVER DURABILITY

The steel frame is the foundation of any Yakta mower's durability, reliability, and heavy-duty performance.





C-CHANNEL

Shaped like a “C,” these frames provide a **clean and streamlined** look that hides linkages, while **easily handling the stress and load** of mowing.

FRAME RAILS — **YXR920** **YXR720** **YXR610**



I-BEAM

Designed for **industrial-grade** applications, the “I” shape supports heavy loads and resists bending, providing strength for **heavy-duty mowers**.

CASTER ARMS — **YXR920** **YXR720** **YXR610**



TUBE

Formed from a single sheet of steel welded into a box-like structure, these frames give **you a good balance of strength, durability, and versatility**.

ENTIRE FRAME — **YXR320** **YXR120**



YXR920

**A BEAST OF A MOWER: ALWAYS READY
TO TACKLE ANY TASK WITH EASE.**

Ultimate durability, efficiency, and versatility to power through your tasks and effortlessly conquer your lawn care challenges. Get uninterrupted strength and enduring comfort from the I-beam caster arm, large tires, plus a suspension seat and platform that together give you up to 8" travel. With the robust Push Bar to streamline your day, you can quickly clear obstacles like picnic tables and bins.



SEE NEXT SPREAD FOR DETAILED INFORMATION >>>

YXR920 FEATURES

Every Yakta mower is packed with features designed for durability and efficiency. These are only a few highlights. Explore **pages 20-41** to discover everything this machine offers.



1 EXTREME COMFORT

A comfortable ride reduces strain on the body and keeps you feeling good during and after mowing. Stay comfortable, no matter the terrain with up to 8" combined travel from a full suspension platform & reclining suspension seat, plus extra customizable comfort from armrests & lumbar support.

2 RELIABLE DRIVE WHEN IT MATTERS MOST

Ultimate performance that keeps up with your demands with Hydro-Gear's largest ZT-5400 transaxles and a hydraulic oil cooler designed to enhance reliability and extend your system's life.

3 LONG-LASTING FUEL SUPPLY

Keep mowing until you want to stop with 16-gallon capacity.

4 FACE CHALLENGES & TOUGH TERRAIN CHANGES WITHOUT BACKING DOWN

Less downtime and more consistent performance from tough I-beam caster arms made from 3/16" steel on the top and bottom with 3/8" middle, plus 1/2" caster forks, and 13" front tires.

5 PUSH BAR

Effortlessly push obstacles like picnic tables, trampolines, & bins out of the way.

6 BUILT-TO-LAST DECK STRENGTH

Constructed from high-quality 7-gauge steel with 7-gauge reinforcement plate, our fabricated mower decks are designed to hold up against tough terrain for a long life with less warping and wear.



YXR 920 SPECS

DECK SIZE	61" 72"	
ENGINE	MODEL	HP
	Kawasaki FX1000V EFI	38.5
	Vanguard BIG BLOCK EFI with Oil Guard	40
FUEL CAPACITY	16 Gallons	
DRIVE SYSTEM	Hydro-Gear ZT-5400	
SPEED UP TO	16 mph (TRANSPORT) 12 mph (CUTTING)	
COMFORT	4" Suspension Seat & 4" Platform	
DECK STYLE	Fabricated	
DECK CONSTRUCTION	Reinforced 7 Gauge	
PARKING BRAKE	Lever	
DRIVE TIRES	26" x 12"	
WARRANTY	5 Years / 2,000 Hours	

Top-level performance. This mower is the ultimate beast of a machine, turning lawn care into a pleasure.

The YXR 920 is designed to elevate the user's expectations of what a zero-turn mower can do. The extreme level of comfort, ease of maintenance, power and efficiency deliver a premium experience to any landscaping task.

WHO THE YXR 920 IS FOR:

Operators who want top-quality power, durability, and performance.
Those who want the best and don't settle for less.

YOU'RE LOOKING FOR:

- | The ultimate mower
- | Reliability & efficiency
- | Unbeatable support
- | Top-quality construction
- | Premium Features, such as:
 - Extra comfort
 - Fuel capacity
 - Power
 - Speed

- 7 CUTTING-EDGE VERSATILITY**
With hitch receivers in the front and back of the mower, you can do even more lawn work with just one machine. Tow and push up to 600 lbs.
- 8 EXCEPTIONAL ENGINE PERFORMANCE**
Power through your tasks with exceptional EFI efficiency and up to 40 HP.
- 9 TOUCH SCREEN DISPLAY, ERROR CODES, & DIAGNOSTICS**
No more mystery check engine light: error codes on the weatherproof Digital Display let you know the exact issue and whether you can keep going.
- 10 USB-A & USB-C CHARGING**
Stay connected and keep your electronics powered up.

- 11 COVERED CUP HOLDER & STORAGE**
Keep your drink covered and your stuff free from dirt & debris.
- 12 BATTERY DISCONNECT KEY**
Secure your mower in storage and stay safe carrying out maintenance tasks.
- 13 TOOL-FREE TENSIONER ARM FOR CHANGING THE DECK BELT**
Dedication needs the right tools for the right job, but changing the deck belt tool-free is even better.
- 14 LONGER BELT LIFE FROM IDLER PULLEY PLACEMENT ON THE DECK**
Designed for maximum contact between the belt and deck pulleys, our idler pulley placement maximizes power, minimizes wear, and extends belt life.



YXR720

**A PREMIUM MOWER MADE TO EXCEED
YOUR NONSTOP TO-DO LIST.**

Built for those who demand efficiency that gets the job done. This powerful machine gives you premium performance and versatility. With its large fuel capacity, strong I-beam style caster arm, and tough caster forks, this mower is a true workhorse.



SEE NEXT SPREAD FOR DETAILED INFORMATION >>>

YXR720 FEATURES

Every Yakta mower is packed with features designed for durability and efficiency. These are only a few highlights. Explore **pages 20-41** to discover everything this machine offers.



1 BUILT STRONG FOR CHALLENGING TERRAIN

Worry-free durability: spend less time on repairs and extend the life of your mower, with 1/2" caster forks, plus I-beam caster arms made from 3/16" steel on the top and bottom with 3/8" middle.

2 INNOVATIVE DIGITAL DISPLAY

Get critical information at your fingertips. The touchscreen display keeps you in control, letting you monitor service alerts, performance, and fuel levels. Ensure your mower is operating at peak efficiency – no matter the conditions, with this weatherproof display.

3 AUTO PARK BRAKE

Stop without taking your hands off the drive arms or any extra steps with Yakta's patent-pending park brake.

4 COMFORTABLE RIDE

Enjoy your ride thanks to a reclining suspension seat with 3" travel, armrests, & lumbar support.

5 REINFORCED STRENGTH, STEP-ANYWHERE MOWER DECK

The 7-gauge steel fabricated deck holds up to hard jobs and is made even stronger with a 7-gauge reinforcement plate, so you can step confidently anywhere on it.

6 EXTREME VERSATILITY

Perform at the top of your game. With hitch receivers in the front and back, you can tackle more lawn work with just one machine. Tow and push up to 600 lbs.



YXR 720 SPECS

DECK SIZE	54" 61" 72"	
ENGINE	MODEL	HP
	Kawasaki FX781V EVO EFI	30.5
FUEL CAPACITY	16 Gallons	
DRIVE SYSTEM	Hydro-Gear ZT-4400	
SPEED UP TO	13 mph	
COMFORT	3" Suspension Seat	
DECK STYLE	Fabricated	
DECK CONSTRUCTION	Reinforced 7 Gauge	
PARKING BRAKE	Auto-Park Brake Integrated in Drive Arms	
DRIVE TIRES	24" x 12"	
WARRANTY	5 Years / 2,000 Hours	

Premium performance that turns a necessity into a pleasure. The YXR 720 is designed to not only meet but exceeds expectations, whether it's the ease of maintenance, the comfort of the ride, or the power and efficiency it brings to landscaping tasks.

WHO THE YXR 720 IS FOR:

Operators looking for top-quality strength and performance, with roughly 5-15 acres of land.

Those who take pride in maintaining their property.

YOU'RE LOOKING FOR:

- | Reliability
- | Efficiency
- | Unbeatable support
- | Top-quality construction
- | Premium Features, such as:
 - Extra comfort
 - Fuel capacity
 - Power
 - Speed

- 7 EMBRACE A POWERFUL ENGINE**
Premium efficiency from an EVO EFI engine that enhances performance with 30.5 HP.
- 8 MORE THAN ENOUGH FUEL TO KEEP YOU GOING**
Fewer stops needed: mow for longer with a large 16-gallon fuel capacity.
- 9 USB-A & USB-C CHARGING**
Stay connected and keep your electronics powered up.
- 10 COVERED CUP HOLDER & STORAGE**
Keep your drink covered and your stuff free from dirt & debris.

- 11 BATTERY DISCONNECT KEY**
Secure your mower in storage and stay safe carrying out maintenance tasks.
- 12 TOOL-FREE TENSIONER ARM FOR CHANGING THE DECK BELT**
Dedication needs the right tools for the right job, but changing the deck belt tool-free is even better.
- 13 LONGER BELT LIFE FROM IDLER PULLEY PLACEMENT ON THE DECK**
Designed for maximum contact between the belt and deck pulleys, our idler pulley placement maximizes power, minimizes wear, and extends belt life.



YXR610

A RUGGED MOWER: **PERFORMANCE THAT'S BUILT TO LAST.**

Power your peace of mind with an easy-to-maintain mower. Unleash lasting strength and mow confidently with reliable performance from the high-quality steel frame and deck. Make challenging jobs easy with excellent maneuverability, worry free features, and comfort to keep you mowing.



SEE NEXT SPREAD FOR DETAILED INFORMATION >>>

YXR610 FEATURES

Every Yakta mower is packed with features designed for durability and efficiency. These are only a few highlights. Explore **pages 20-41** to discover everything this machine offers.



1 STEP ANYWHERE WITH CONFIDENCE
Reinforced mower deck built to handle tough terrain and everyday use.

2 LASTING STRENGTH IN EVERY TURN
Mow confidently with strong 3/8" caster forks.

3 VERSATILITY FOR EVERY JOB
Multi-task to make lawn care easier and more efficient. Tow up to 600 lbs.

4 POWER YOUR PEACE OF MIND
The high-powered carbureted engine delivers dependable performance.

5 AUTO PARK BRAKE
Stop without taking your hands off the drive arms or any extra steps with Yakta's patent-pending park brake.

6 OPEN CUP HOLDER & STORAGE
Enjoy mowing while keeping your drink nearby and stuff on hand.



YXR 610 SPECS

DECK SIZE	54" 61" 72"	
ENGINE	MODEL	HP
	Kawasaki FT730V	24
FUEL CAPACITY	8 Gallons	
DRIVE SYSTEM	Hydro-Gear ZT-3800	
SPEED UP TO	10 mph	
COMFORT	3" Suspension Seat	
DECK STYLE	Fabricated	
DECK CONSTRUCTION	Reinforced 7 Gauge	
PARKING BRAKE	Auto-Park Brake Integrated in Drive Arms	
DRIVE TIRES	24" x 9.5" (48") 24" x 12" (54" & 61")	
WARRANTY	5 Years / 2,000 Hours	

Transform your routine yard maintenance into a more enjoyable experience with the ease, durability, and comfort it provides.

The YXR 610 enhances your ability to efficiently maintain your property – or other properties – offering consistent quality and results.

WHO THE YXR 610 IS FOR:

Operators, with roughly 4-10 acres, who take pride in working hard to maintain their property.

Those that want a smaller deck size or don't want all the extra features of the YXR 720.

YOU'RE LOOKING FOR:

- | Reliability
- | Unmatched support
- | Efficiency
- | High-quality construction

- BATTERY DISCONNECT KEY**
Secure your mower in storage and stay safe carrying out maintenance tasks.
- TOOL-FREE TENSIONER ARM FOR CHANGING THE DECK BELT**
Dedication needs the right tools for the right job, but changing the deck belt tool-free is even better.
- LONGER BELT LIFE FROM IDLER PULLEY PLACEMENT ON THE DECK**
Designed for maximum contact between the belt and deck pulleys, our idler pulley placement maximizes power, minimizes wear, and extends belt life.



YXR320

A RELIABLE MOWER: POWERING YOUR EFFICIENCY & PRECISION.

Embrace the strength and dependability of a mower designed for the relentless. Powered by commercial-grade strength, you get the cut you need to tackle expansive landscapes with ease. Simplify your lawn care routine without missing out on performance.



SEE NEXT SPREAD FOR DETAILED INFORMATION >>>

YXR320 FEATURES

Every Yakta mower is packed with features designed for durability and efficiency. These are only a few highlights. Explore **pages 20-41** to discover everything this machine offers.



1 VERSATILITY TO GET MORE DONE

Make your lawn care easier and more efficient with a hitch plate that comes standard. Tow up to 500 lbs.

2 LONGER BELT LIFE FROM IDLER PULLEY PLACEMENT ON THE DECK

Designed for maximum contact between the belt and deck pulleys, our idler pulley placement maximizes power, minimizes wear, and extends belt life.

3 POWER YOUR MOWER WITH RELIABLE ENGINES

Precision and strength that power the perfect cut from a 27 HP Kawasaki or 26 HP Vanguard engine.

4 STAY AGILE

Conquer challenging slopes and terrain with superior traction and ultimate control.

5 HASSLE-FREE MAINTENANCE


Enjoy your lawn without having to grease the spindles in your machine.

6 LESS FILLING UP, MORE TIME MOWING

For uninterrupted performance, mow until you're ready to stop.

7 OPEN CUP HOLDER & STORAGE

Enjoy mowing while keeping your drink nearby and stuff on hand.



YXR 320 SPECS

DECK SIZE	48" 54" 61"	
ENGINE	MODEL	HP
	Kawasaki FX850V	27
	Vanguard 810	26
FUEL CAPACITY	8 Gallons	
DRIVE SYSTEM	Hydro-Gear ZT-3800	
SPEED UP TO	10 mph	
COMFORT	1.5" Suspension Seat*	
DECK STYLE	Fabricated	
DECK CONSTRUCTION	Reinforced 7 Gauge	
PARKING BRAKE	Lever	
DRIVE TIRES	24" x 9.5" (48") 24" x 12" (54" & 61")	
WARRANTY	5 Years / 1,000 Hours (RESIDENTIAL) 2 Years / Unlimited Hours (COMMERCIAL)	

*Optional Seat Upgrade Available

Get peace of mind from durable construction, easy maintenance, and unbeatable customer support.

The YXR 320 enhances your ability to maintain your property—or other properties—without headaches.

With this mower, lawn upkeep is easy to achieve and more enjoyable.

WHO THE YXR 320 IS FOR:

Operators with roughly 2-7 acres, who work hard for their family and are dedicated to maintaining their property.

YOU'RE LOOKING FOR:

- Reliability
- Unmatched support
- Efficiency
- High-quality construction


8 COMFORT COMES STANDARD

Enjoy your ride with the suspension seat with up to 1.5" travel. Boost your suspension for more comfort.



9 DRIVE THAT HANDLES DEMANDING TASKS

Where heavy-duty performance meets effortless maneuvering, in Hydro-Gear ZT-3800.





YXR120

A QUALITY MOWER: **DEDICATED TO RELIABILITY AT EVERY TURN.**

For those who demand excellence with every cut, this mower gives you Yakta's reliability in a straightforward, easy-to-use design. Enjoy more free time with a mower that's easy to maintain and powered by commercial-grade features. This zero-turn is a hard-working partner, giving you the edge you need to maintain large yards with precision and ease.



SEE NEXT SPREAD FOR DETAILED INFORMATION >>>

YXR120 FEATURES

Every Yakta mower is packed with features designed for durability and efficiency. These are only a few highlights. Explore **pages 20-41** to discover everything this machine offers.



- 1 STAY AGILE**
Conquer challenging slopes and terrain with superior traction and ultimate control.
- 2 VERSATILITY COMES STANDARD**
Great versatility that makes lawn care tasks easier and more efficient. Tow up to 500 lbs.
- 3 LESS FILLING UP, MORE TIME MOWING**
For uninterrupted performance, mow until you're ready to stop.

- 4 OPEN CUP HOLDER & STORAGE**
Enjoy mowing while keeping your drink nearby and stuff on hand.
- 5 LONGER BELT LIFE FROM IDLER PULLEY PLACEMENT ON THE DECK**
Designed for maximum contact between the belt and deck pulleys, our idler pulley placement maximizes power, minimizes wear, and extends belt life.
- 6 HASSLE-FREE MAINTENANCE**
Enjoy your lawn without having to grease the spindles in your machine.



4



2

3

7

HIGH QUALITY SEAT

Upgrade your comfort for a smoother ride, from premium fixed to suspension seat.



YXR 120 SPECS

DECK SIZE	48" 54" 61"	
ENGINE	MODEL	HP
	Kawasaki FR730V	24
FUEL CAPACITY	8 Gallons	
DRIVE SYSTEM	Hydro-Gear ZT-3200	
SPEED UP TO	9 mph	
COMFORT	Fixed*	
DECK STYLE	Fabricated	
DECK CONSTRUCTION	Reinforced 7 Gauge	
PARKING BRAKE	Lever	
DRIVE TIRES	22" x 11"	
WARRANTY	5 Years / 750 Hours (RESIDENTIAL)	
	2 Years / Unlimited Hours (COMMERCIAL)	

*Optional Seat Upgrade Available

Get a great combination of powerful performance, premium features, and ease of use. You can look forward to reliable durability, straightforward maintenance, and excellent customer support.

With the YXR 120, you can efficiently maintain your property without hassle, making lawn upkeep both easy and enjoyable.

WHO THE YXR 120 IS FOR:

Operators, with a half-acre to five acres, who are dedicated to providing the best life for their family and maintaining their property.

YOU'RE LOOKING FOR:

- | Reliability
- | Unmatched support
- | Efficiency
- | High-quality construction

YAKTA BAGGER

KEEP YOUR YARD CLEAN, WITHOUT THE HASSLE

Maximize airflow & boost blower performance with the 6" hose & fabric hood, preventing clogging & keeping your operation smooth.

Get back to clearing the lawn with quick release bags for effortless emptying, so you can mow more efficiently.

The Right Bagger for Your Yakta Mower: Triple Bag System or a Double Bag System (12 or 8 Bushels).

UNOBSTRUCTED VIEW, ENHANCED MANEUVERABILITY

Low-profile design lets you see behind you clearly, allowing you to navigate with confidence and ease, even in tight spaces.

TRIPLE BAGGER — **YXR920** **YXR720**

DOUBLE BAGGER — **YXR320**



ENHANCE YOUR MOWING EXPERIENCE

THE RIGHT ACCESSORIES FOR YOUR CUT



YAKTA MULCH KIT

ELEVATE YOUR LAWN CARE

Quick and easy installation: bolt-on baffles that integrate into the mower's existing baffles and take place of the adjustable baffles.

Engineered to finely chop grass clippings and boost your lawn's health with three shredding blades and three baffles.

AVAILABLE FOR ALL MOWERS & DECK SIZES.



HIGH-LIFT BLADES

MAXIMIZE AIRFLOW FOR AN OPTIMAL CUT

Get a clean cut with high-lift blades, creating powerful suction to lift grass up and efficiently discharge clippings from the deck.

AVAILABLE FOR ALL MOWERS & DECK SIZES.



TWEEL TIRES

NO WORRIES ON ROUGH TERRAIN

Say goodbye to drive tire maintenance and downtimes. Swap them out for Tweel Turf tires to enjoy high performance with unmatched peace of mind.

Get a smoother, more comfortable ride no matter where you mow from tire spokes engineered to absorb bounce on rough terrain.

26" DRIVE TIRES — **YXR920**

24" DRIVE TIRES — **YXR720 YXR320**



MAXIMIZE YOUR MOWER'S LIFE: EASY SERVICEABILITY AT EVERY STEP

Extend the life and reliability of your Yakta zero-turn mower with regular maintenance. Our step-by-step guides and service videos walk you through everything you need to know to keep your machine in top shape, season after season.



EXPLORE SERVICE &
MAINTENANCE VIDEOS



DOWNLOAD YOUR OPERATOR'S
MANUAL FOR DETAILED INFORMATION

EXPERT SUPPORT, WHENEVER YOU NEED IT

Need a hand? Our team is here when you need us, offering live troubleshooting and direct support to get you back up and running fast. Yakta's customer support team helps take care of the warranty process, so you don't have to.



REACH OUT TO
YAKTA'S CLIENT CARE



YOUR YAKTA DEALER: SUPPORT YOU CAN COUNT ON

Yakta dealers are your local service partners, committed to keeping your mower operating at its best. Whether you need a quick fix or full servicing, your dealer works directly with us, ensuring fast access to parts and support. Together, we put you at the front of the line, so your productivity stays high.



FIND YOUR
CLOSEST DEALER



KEEPING YOUR MOWER IN PEAK CONDITION SHOULDN'T SLOW YOU DOWN

Your Yakta zero-turn mower is built to last, but even the best machines need regular care. That's why we make it easy to service your equipment so you can get back to work fast.



KAWASAKI ENGINES

Built for high-performing mowers. Kawasaki Engines are trusted to **deliver reliable and consistent power** to tackle outdoor challenges.



VANGUARD

Designed to effortlessly **tackle tough conditions**. These engines provide consistent power to elevate your mowing.



HYDRO-GEAR

Revolutionizing control and maximizing durability. Hydro-Gear's cutting-edge transaxles, pumps, and motors are trusted to drive our mowers forward.

STRONG PARTNERSHIPS

	ENGINE	HP	DISPLACEMENT CC	AVAILABLE ON				
				920	720	610	320	120
Kawasaki — ENGINES —	FX1000V EFI	38.5	999	•				
	FX781V EVO EFI	30.5	822		•			
	FT730V	24	726			•		
	FX850V	27	852				•	
	FR730V	24	726					•
VANGUARD	BIG BLOCK EFI with OIL GUARD	40	993	•				
	810	26	810				•	
	TRANSAXLE	PUMP DISPLACEMENT CC/REV	MOTOR DISPLACEMENT CC/REV	AVAILABLE ON				
				920	720	610	320	120
HYDRO-GEAR	ZT-5400	16	21.8	•				
	ZT-4400	12	16		•			
	ZT-3800	12	16			•	•	
	ZT-3200	10	16					•

BUILD RELIABLE MOWERS

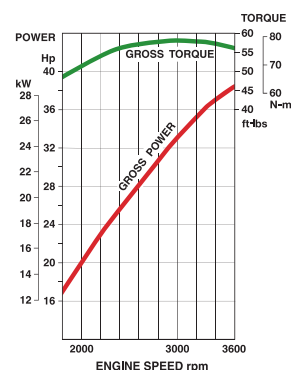
ENGINE & TRANSAXLE SPECIFICATIONS



Kawasaki
— ENGINES —

FX1000V EFI SPECIFICATIONS

DISPLACEMENT	999 cc
BORE X STROKE	3.51" x 3.15"
COMPRESSION RATIO	8.4:1
OIL CAPACITY WITH FILTER	2.2 US qt / 2.1 liters
MAXIMUM POWER @ 3,600 RPM	38.5 hp
MAXIMUM TORQUE	57.8 ft-lbs
DRY WEIGHT (lbs)	153.7
MOWER	YXR920




- Overhead V-valve
- 90° V-twin
- Pressurized lubrication system
- Electronic spark ignition
- Automatic compression release

- Cast-iron cylinder liners
- Single-stage air filter Rotating metal grass chopper screen
- Internally vented carburetor with fuel shut-off solenoid

Kawasaki
— ENGINES —

FX781V EVO SPECIFICATIONS

DISPLACEMENT	822 cc
BORE X STROKE	3.2" x 2.99"
COMPRESSION RATIO	9.1:1
OIL CAPACITY WITH FILTER	2.2 US qt / 2.1 liters
MAXIMUM POWER @ 3,600 RPM	30.5 hp
MAXIMUM TORQUE	48.6 ft-lbs
DRY WEIGHT (lbs)	138.9
MOWER	YXR720



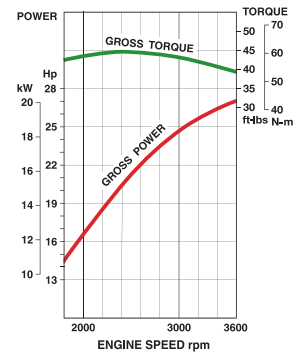
- 90 degree V-twin
- Integrated electronic throttle control unit
- Pressurized lubrication system
- Electronic ignition with variable spark timing
- Sequential multiport fuel injection
- Compact electronic control unit

- Electronic altitude compensation
- High-pressure fuel injection technology with electric fuel pump
- Die-cast, three-valve cylinder heads
- Commercial canister air filtration system
- Pent-roof combustion chamber
- Large oil fill



FX850V SPECIFICATIONS

DISPLACEMENT	852 cc
BORE X STROKE	3.33" x 2.99"
COMPRESSION RATIO	8.2:1
OIL CAPACITY WITH FILTER	2.4 US qt / 2.3 liters
MAXIMUM POWER @ 3,600 RPM	27 hp
MAXIMUM TORQUE	45.6 ft-lbs
DRY WEIGHT (lbs)	124
MOWER	YXR320



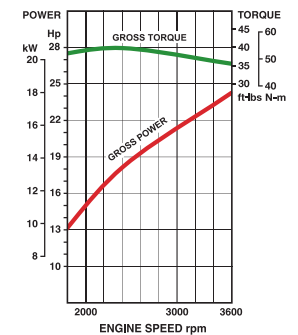
- Overhead v-valve
- 90° V-twin
- Pressurized lubrication system
- Electronic spark ignition
- Automatic compression release
- High efficiency oil cooler

- Rotating metal grass chopper screen
- Multi-Stage canister air filter
- Cast-iron cylinder liners
- Metal engine cover with integrated clean out ports
- Heavy duty shift-type starter



FT730V SPECIFICATIONS

DISPLACEMENT	726 cc
BORE X STROKE	3.1" x 3.00"
COMPRESSION RATIO	8.2:1
OIL CAPACITY WITH FILTER	2.2 US qt / 2.1 liters
MAXIMUM POWER @ 3,600 RPM	24 hp
MAXIMUM TORQUE	39.7 ft-lbs
DRY WEIGHT (lbs)	96.3
MOWER	YXR610



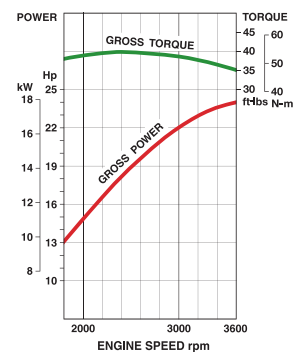
- 90° V-twin
- High-efficiency, centrifugal air intake system
- Dual-element air filtration with reinforced filter
- Large, easy-to-access integrated clean-out ports
- Pressurized lubrication system

- Electronic spark ignition
- Automatic compression release
- Internally vented carburetor with fuel shut-off solenoid
- Cast-iron cylinder liners
- Rotating metal grass chopper screen



FR730V SPECIFICATIONS

DISPLACEMENT	726 cc
BORE X STROKE	3.1" x 3.00"
COMPRESSION RATIO	8.2:1
OIL CAPACITY WITH FILTER	2.1 US qt / 2.0 liters
MAXIMUM POWER @ 3,600 RPM	24 hp
MAXIMUM TORQUE	39.8 ft-lbs
DRY WEIGHT (lbs)	88.2
MOWER	YXR120



- Overhead V-valve
- 90° V-twin
- Pressurized lubrication system
- Electronic spark ignition
- Automatic compression release

- Internally vented carburetor with fuel shut-off solenoid
- Rotating metal grass chopper screen
- Cast-iron cylinder liners
- Single-stage air filter

VANGUARD

BIG BLOCK EFI 40HP WITH OIL GUARD SPECIFICATIONS

DISPLACEMENT	993 cc
BORE X STROKE	3.37" x 3.41"
COMPRESSION RATIO	8.5:1
OIL CAPACITY WITH FILTER	78 oz
MAXIMUM POWER @ 3,600 RPM	40 hp
DRY WEIGHT (lbs)	125
MOWER	YXR920



V-Twin OHV Technology provides superior balance, low vibration, lower emissions, improved valve life, better fuel economy and higher HP/Weight

Dura-Bore Cast Iron Cylinder Sleeve withstands wear while providing improved oil control

Vanguard EFI optimizes fuel injection and spark timing so the EFI engine delivers significant fuel savings, greater efficiency, easier starting and higher productivity

Advanced Debris Management keeps engine clean and cool for enhanced durability and performance

Electronic Throttle Control reacts instantly to any applied load from its environment to maintain smooth, consistent power in any condition

WITH THE OIL GUARD, YOU GET A 500-HOUR OIL CHANGE INTERVAL.

HYDRO-GEAR

ZT-5400 SPECIFICATIONS

PUMP DISPLACEMENT	0.97 in ³ /rev 16 cc/rev
MOTOR DISPLACEMENT	1.33 in ³ /rev 21.8 cc/rev
INPUT SPEEDS	MAX HI-IDLE 3,600 rpm
	MIN 1,800 rpm
OUTPUT TORQUE UP TO	700 lb-ft 949 Nm
SPEED UP TO	18 mph
GROSS VEHICLE WEIGHT (lbs) UP TO	2,200
AXLED SHAFT DIAMETER	1.375"
AXLE SHAFT OPTIONS	Tapered 4-Bolt Flange 5-Bolt Flange
WEIGHT OF UNIT (lbs)	57
MOWER	YXR920



HYDRO-GEAR

ZT-4400 SPECIFICATIONS

PUMP DISPLACEMENT	0.73 in ³ /rev 16 cc/rev
MOTOR DISPLACEMENT	0.97 in ³ /rev 21.8 cc/rev
INPUT SPEEDS	MAX HI-IDLE 3,600 rpm
	MIN 1,800 rpm
OUTPUT TORQUE UP TO	575 lb-ft 780 Nm
SPEED UP TO	12 mph
GROSS VEHICLE WEIGHT (lbs) UP TO	1,800
AXLED SHAFT DIAMETER	1.375"
AXLE SHAFT OPTIONS	Tapered 4-Bolt Flange 5-Bolt Flange
WEIGHT OF UNIT (lbs)	55
MOWER	YXR720





810 SPECIFICATIONS

DISPLACEMENT	810 cc
BORE X STROKE	3.3" x 2.89"
COMPRESSION RATIO	8.4:1
OIL CAPACITY WITH FILTER	67 oz
MAXIMUM POWER @ 3,600 RPM	26 hp
DRY WEIGHT (lbs)	92
MOWER	YXR320



Engineered Resin Blower Housing & Phase Modulated Flywheel Fan lowers noise level and improves sound quality

Mechanical Compression Release for smooth, easy starts and instant return to maximum power after starting

Durable Head & Valve Train Design: Valve and seat materials uniquely matched to run under the most severe conditions

Innovative Debris Chopper Fan for excellent debris management and up to 30-degree cooler engine temperatures



ZT-3800 SPECIFICATIONS

PUMP DISPLACEMENT	0.97 in ³ /rev 16 cc/rev
MOTOR DISPLACEMENT	0.97 in ³ /rev 21.8 cc/rev
INPUT SPEEDS	MAX HI-IDLE 3,600 rpm
	MIN 1,800 rpm
OUTPUT TORQUE UP TO	500 lb-ft 677 Nm
SPEED UP TO	11 mph
GROSS VEHICLE WEIGHT (lbs) UP TO	1,800
AXLED SHAFT DIAMETER	1.125"
AXLE SHAFT OPTIONS	Tapered 4-Bolt Flange 5-Bolt Flange
WEIGHT OF UNIT (lbs)	35.8
MOWER	YXR320 YXR610



ZT-3200 SPECIFICATIONS

PUMP DISPLACEMENT	0.61 in ³ /rev 16 cc/rev
MOTOR DISPLACEMENT	0.97 in ³ /rev 21.8 cc/rev
INPUT SPEEDS	MAX HI-IDLE 3,600 rpm
	MIN 1,800 rpm
OUTPUT TORQUE UP TO	470 lb-ft 637 Nm
SPEED UP TO	9 mph
GROSS VEHICLE WEIGHT (lbs) UP TO	1,500
AXLED SHAFT DIAMETER	1.125"
AXLE SHAFT OPTIONS	Tapered 4-Bolt Flange 5-Bolt Flange
WEIGHT OF UNIT (lbs)	33
MOWER	YXR120



FEATURES & PERFORMANCE



YXR 920			YXR 720		
DECK SIZE		61" 72"		54" 61" 72"	
ENGINE	MODEL	HP	MODEL	HP	
	Kawasaki FX1000V EFI	38.5	Kawasaki FX781V EVO EFI	30.5	
	Vanguard BIG BLOCK EFI with OIL GUARD	40			
FUEL CAPACITY		16 Gallons		16 Gallons	
DRIVE SYSTEM		Hydro-Gear ZT-5400		Hydro-Gear ZT-4400	
SPEED <small>UP TO</small>		16 mph - Transport 12 mph - Cutting		13 mph	
COMFORT		4" Suspension Seat & 4" Platform		3" Suspension Seat	
DECK STYLE		Fabricated		Fabricated	
DECK CONSTRUCTION		Reinforced 7 Gauge		Reinforced 7 Gauge	
CUT HEIGHT		1" - 5.25"		1" - 4.5" (54" & 61") 1" - 5" (72")	
PARKING BRAKE		Lever		Auto-Park Brake INTEGRATED IN DRIVE ARMS	
DECK LIFT		Foot Operated Deck Lockout		Foot Operated Deck Lockout	
TOWING		Dual 2" Hitch Receiver		Dual 2" Hitch Receiver	
TOWING CAPACITY (lbs)		600		600	
DRIVE TIRES (in)		26 x 12		24 x 12	
FRONT TIRES (in)		13 x 6.5 SEMI-PNEUMATIC (FLAT-FREE)		13 x 6.5 SEMI-PNEUMATIC (FLAT-FREE)	
FRAME		C-Channel with I-Beam Front		C-Channel with I-Beam Front	
CASTER ARM STEEL		3/8" middle 3/16" top and bottom		3/8" middle 3/16" top and bottom	
CASTER FORK STEEL		1/2"		1/2"	
WEIGHT (lbs)		1,660 - 1,806		1,499 - 1,626	
LENGTH (in)		89 (61") 94.5 (72")		84.5 (54" & 61") 86.5 (72")	
WIDTH (in) <small>CHUTE UP</small>		63 (61") 75 (72")		56 (54") 63 (61") 75 (72")	
HEIGHT (in)		55.5 (ROPS DOWN) 77 (ROPS UP)		49 (ROPS DOWN) 73.25 (ROPS UP)	
WARRANTY		5 Years / 2,000 Hours		5 Years / 2,000 Hours	



YXR 610		YXR 320		YXR 120	
48" 54" 61"		48" 54" 61"		48" 54" 61"	
MODEL	HP	MODEL	HP	MODEL	HP
Kawasaki FT730V	24	Kawasaki FX850V	27	Kawasaki FR730V	24
		Vanguard 810	26		
8 Gallons		8 Gallons		8 Gallons	
Hydro-Gear ZT-3800		Hydro-Gear ZT-3800		Hydro-Gear ZT-3200	
10 mph		10 mph		9 mph	
3" Suspension Seat		1.5" Suspension Seat*		Fixed*	
Fabricated		Fabricated		Fabricated	
Reinforced 7 Gauge		Reinforced 7 Gauge		Reinforced 7 Gauge	
1" - 4.5"		1.5" - 5"		1.5" - 5"	
Auto-Park Brake INTEGRATED IN DRIVE ARMS		Lever		Lever	
Foot Operated Deck Lockout		Foot Operated Deck Lockout		Foot Operated Deck Lockout	
Single 2" Hitch Receiver		Hitch Plate		Hitch Plate	
600		500		500	
24 x 9.5 (48") 24 x 12 (54" & 61")		24 x 9.5 (48") 24 x 12 (54" & 61")		22 x 11	
13 x 6.5 SEMI-PNEUMATIC (FLAT-FREE)		13 x 6.5 PNEUMATIC		13 x 6.5 PNEUMATIC	
C-Channel with I-Beam Front		1.5" x 3.0" Tube Frame Made From 1/8" Steel		1.5" x 3.0" Tube Frame Made From 1/8" Steel	
3/16"		1/4"		1/4"	
3/8"		1/4"		1/4"	
1,294 - 1,426		1,047 - 1,142		934 - 995	
83.25		84.75		84.75	
50 (48") 56 (54") 63 (61")		50.25 (48") 56.5 (54") 63.25 (61")		50 (48") 56 (54") 63 (61")	
50.5 (ROPS DOWN) 76.25 (ROPS UP)		47 (ROPS DOWN) 72.25 (ROPS UP)		43.75 (ROPS DOWN) 70 (ROPS UP)	
5 Years / 2,000 Hours		5 Years / 1,000 Hours (RESIDENTIAL) 2 Years / Unlimited Hours (COMMERCIAL)		5 Years / 750 Hours (RESIDENTIAL) 2 Years / Unlimited Hours (COMMERCIAL)	

* Optional Seat Upgrades Available

Product specifications subject to change, images may include optional extras. Products may not be exactly as shown.

IMPORTANT INFORMATION

LEGAL

This catalog, and the contents contained herein, are the sole property of Yakta.

Unauthorized distribution, copying, disclosure, or dissemination of our texts, notices, diagrams, or photographs, even partially, is strictly prohibited. The logos and visual identity of the company are the sole property of Yakta and may not be used without authorization. The photos and diagrams contained in this catalog are provided for information only. All rights reserved. This document is non-contractual.

TRANSPORTING EQUIPMENT

When transporting any piece of Yakta equipment, it must be transported in accordance with highway code.

LIABILITY

Under no circumstances can Yakta be held responsible in the event of an accident.

PRODUCT UPGRADES & MODIFICATIONS


Yakta is constantly making improvements to the products in our lineup. Therefore, Yakta reserves the right to modify products without prior warning, and without it being held against the company if the product does not exactly match that which is shown in this brochure.

The equipment described in this brochure may be standard, optional, or not available depending on the version. Yakta reserves the right to change the specifications shown at any time, and without prior warning. The manufacturer is not liable for the specifications given.

Product specification subject to change, images may include optional extras.

147 Railway Avenue, Woodlands, MB
Toll Free: 1-866-926-9248
yakta.com





CONTACT

1-866-926-9248

yakta.com

YAKTA



@yaktaoutdoor